




medisolv[®]
Your Quality Partner



QUALITY

**PATIENT
FOCUSED**

**DATA
DRIVEN**



**You believe in better healthcare.
We believe in you.**

You have made it your mission to improve healthcare. At Medisolv, we think that is a mission worth fighting for.

So, we set out to create something different: a company that combines high-performance technology with the irreplaceable strength of human know-how to be the complete quality partner you need.

You'll have more than just powerful software. You'll have a support system that empowers you to unlock your data's higher calling so that you can create real, meaningful change for the patients and communities that are counting on you.



What's Included

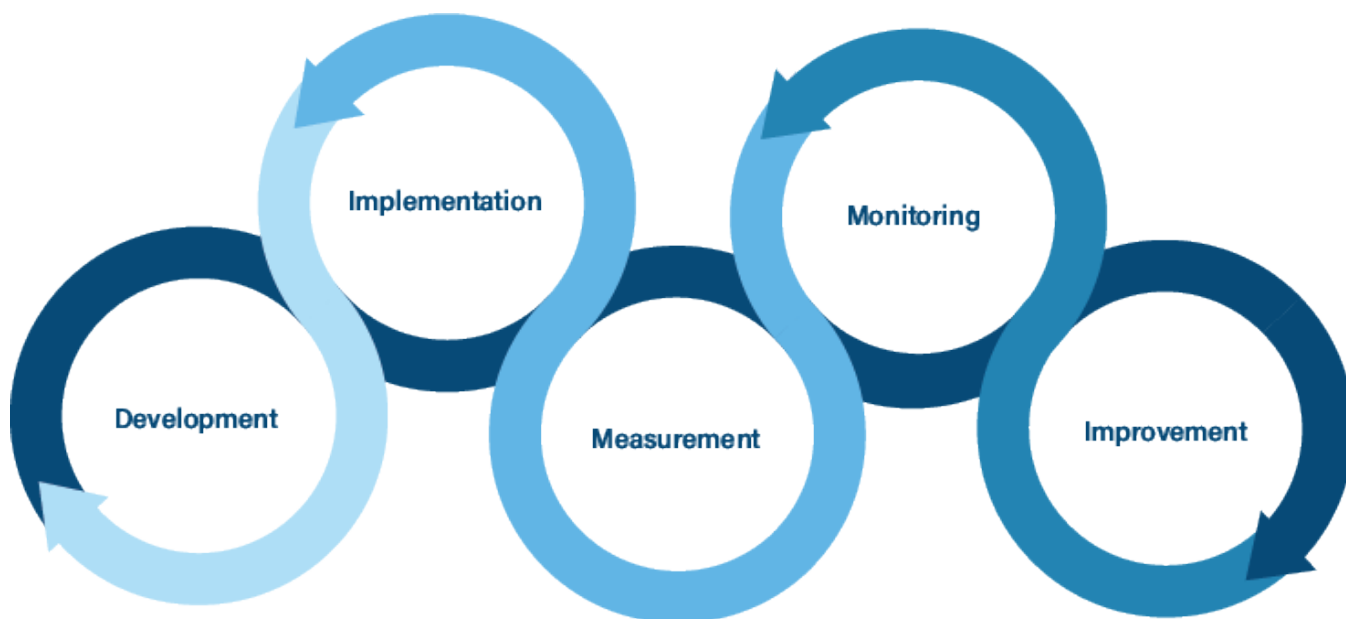
Medisolv Quality365SM IT Services

The data you need to advance patient care every day.

As a quality leader, you want more than a good regulatory submission. You want to deliver measurable quality improvement for your patients, 7 days a week, 365 days a year. Medisolv Quality365SM supplies your organization with IT consulting services to help your healthcare organization make the most use of our software.

Measure Lifecycle Management

Get hands-on guidance for the entire life-cycle of your quality measures, from development, implementation and mapping to continuous improvement. You'll have a partner to help you review your performance, troubleshoot errors, and identify opportunities to improve.



Near Real-Time Information

- With Medisolv Quality365SM, you'll never feel in the dark. Our solutions give you access to the powerful and proactive information you need to make a difference in the moments when it really counts
- Timely access to data
- Prompt updates to new codes and specifications
- Ongoing regulatory guidance and education

What's Included

SubmissionsPlus™ IT Consulting Services

Peace of mind when it's go-time.

Submissions are inherently stressful. But they don't have to keep you up at night when you have SubmissionsPlus™ from Medisolv. It's designed to manage all the moving parts of your submission for you—and keep you informed of your progress—so that you can feel confident every step of the way. With the SubmissionsPlus™ provides you with the IT consulting services your healthcare organization needs to have a successful submission.

How it Works:



10,000+

Quarterly submissions to CMS
and The Joint Commission

Zero

CMS penalties for failure to
successfully report in any year
across all Medisolv clients

**It makes us feel comfortable knowing that, with Medisolv, everything is
correctly submitted and it's done right.**

*Sandy Deplonty | Chief Information Officer
MyMichigan Medical Center Sault*

What's Included

Your Medisolv Clinical Quality Advisor:

A partner who's ready to help you win.

The success of your quality programs doesn't rely simply on having the right software. It's about having the right people in your corner, too. As a Medisolv client, you'll be partnered with a dedicated Clinical Quality Advisor—someone you can lean on for everything from measure mapping to data analysis to “what-exactly-is-CMS-saying?” stress relief.

No Extra Costs

Your Medisolv Clinical Quality Advisor is accessible to you day in and day out, with no time restraints or extra costs. Talk to your Advisor as often as you need them; they're here to help you succeed every day.

Real Healthcare Experience, Guaranteed

Every Medisolv Clinical Quality Advisor has worked, on average, 15 years in clinical settings as nurses, abstractors, analysts, IT directors, and quality managers. You'll have an ally that has walked in your shoes, understands your challenges, and can show you how to conquer them on a real-world level.



95%

Medisolv's Client
Retention Rate

“
My Medisolv Quality Advisor has been a real mentor. She's great at helping me understand where we're going and where we need to be.
”

*Tia Demand | Clinical Informatics Supervisor
Bothwell Regional Health Center*

Build Your Solution

The Medisolv Platform:

**One Platform.
Sky's-the-limit quality
improvement possibilities.**

The Medisolv Platform makes it easy for you to transform disparate data into one, comprehensive, high-performance quality management program. Choose from a variety of modules to build a custom solution that lets you effectively monitor and manage your performance—and make smart, analytics-driven decisions—all in one place.



Explore Our Modules

12

ENCOR for Electronic Hospital Measures

The 3-in-1 tool that gives you the power to conquer your eCQM goals, take on hybrid measures, and benchmark your performance with stunning precision.

16

ENCOR for Hospital Abstracted Measures

Get your charts sooner—and advance patient care faster—with the industry's most user-friendly abstracted measures solution.

18

ENCOR for Electronic Clinician Measures

The quality improvement engine you need to take your traditional MIPS, APP, and MVP reporting to the next level.

20

ENCOR for Registry Measures

Optimize your performance using CQMs—or develop your own measures—with the most flexible CQM and Registry solution.

22

Value Maximizer

The groundbreaking module that combines machine learning and predictive modeling to help you take control of tomorrow's value-based performance and payments.



Custom Development Modules

Our custom development services can help you build your own measures and risk stratification tools. **Contact us to learn more.**

ENCOR for Electronic Hospital Measures

Hospital eCQMs | Hybrid Measures | Benchmarking

The one solution that turns your eCQM program into a triple threat.

Our industry-leading eCQM management solution gives you three times the power to achieve your performance goals and optimize patient care. Improve your eCQM metrics with rapid precision. Stay at the forefront of CMS' fast-evolving hybrid measures. And get the nationwide benchmarking insights you need to protect and grow your position as a leading healthcare system.

Accelerated eCQM Intelligence

Faster, smarter data so you can create change now.



eCQM data is refreshed daily for near real-time insights into your performance



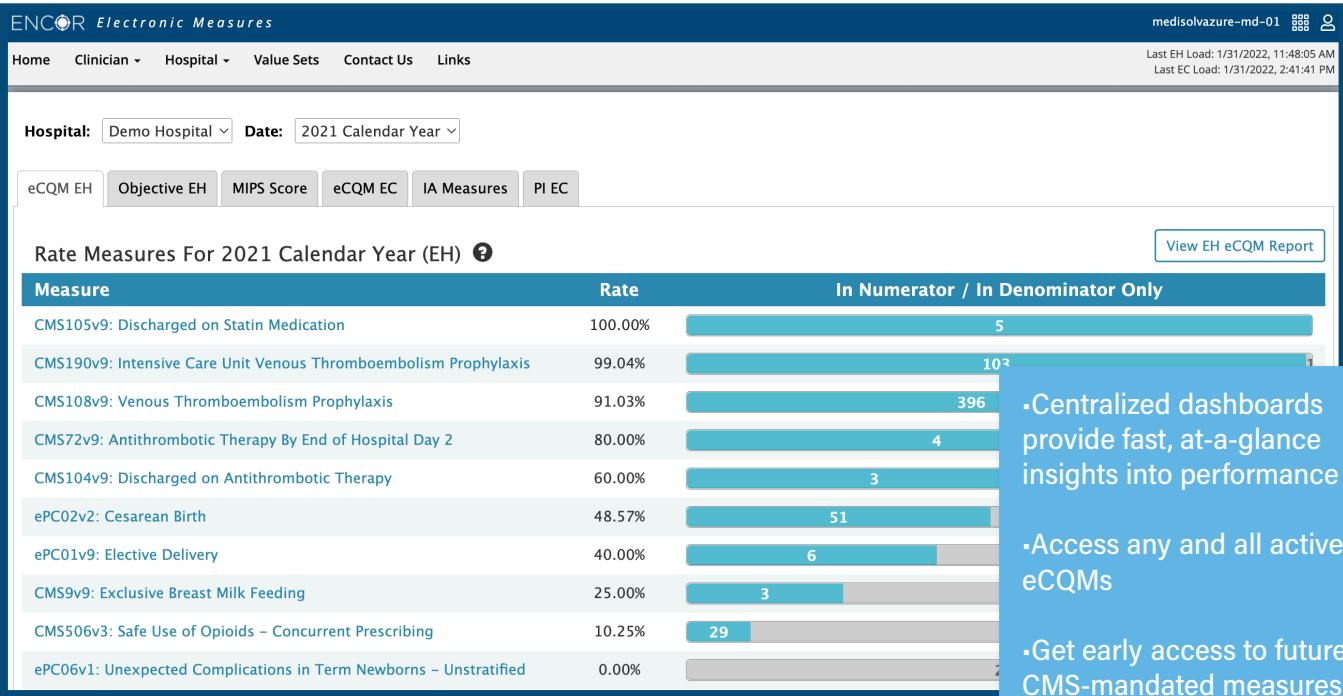
Annual eCQM specification updates are automatically made for you



Data can be extracted and normalized from multiple EHRs, if necessary



Submission services are included even for non-mandatory measures



ENCOR Electronic Measures

Home Clinician - eCQM Visualizer: Qualifying Data Elements

CMS506v3 - Safe Use of Opioids - Concurrent Prescribing

Measure Description: Proportion of inpatient hospitalizations for patients 18 years of age and older prescribed, or continued on, two or more opioids or an opioid and benzodiazepine concurrently at discharge. This is an inverse measure - being in the denominator is the desired result.

Patient Name: Ford, Jeffery **Medisolv ID:** 61f8a044d68260558073b79c

Patient Results: In Numerator

[View Data Evaluation](#) [View Patient Details](#)

Qualifying Data Elements

Encounters

Case Identifier	Description	Codes	Start Time	End Time	Discharge To...	Principal DI...	Discharge C...	Status
AC0000034410	Emergency hospital admission (procedure)	Snomed:1834...	1/3/2021 8:14...	1/4/2021 1:35...	cod 38:126.94	10160009		performed
AC0000034410		Snomed:4489...	12/31/2020 2:...	1/2/2021 8:14...	cod 38:126.94	10160009		performed
AC0000034410		Snomed:4525...	12/31/2020 1:...	12/31/2020 2:...	cod 38:126.94	10160009		performed

Medications - Discharge

Case Identifier	Description	Codes	Status	Prescribing ...	Start Time	End Time
AC0000034410	Acetaminophen 325 MG / Hydrocodone Bitartrate 5 MG Oral Tabl...	RxNorm:357002	discharge	Morgan, Rubelias	12/17/2020 11:...	
AC0000034410	Acetaminophen 325 MG / Hydrocodone Bitartrate 5 MG Oral Tabl...	RxNorm:357002	discharge	Morgan, Rubelias	12/18/2020 3:1...	

Characteristics

Characteristic	Value
Birth Date	11/16/1932

Version ENCOR-e prod v5.60.3.3

Patient qualification tool shows you why a patient is in a population

Visualizer tool makes it easy to understand each measure's logic

ENCOR Electronic Measures

Home Clinician - Hospital - Value Sets Contact Us Links

Measure Details

Patient Name	Medisolv Identifier	Case Identifier	Admit	Discharge	Discharge Disposition	Date of Birth	IN LOS	Global Hosp
Result: Excluded								
Cases 56								
Result: In Denominator Only								
Cases 254								
Result: In Numerator (Continued on the next page)								
Ford, Jeffery	61f8a044d68260558073b79c	AC0000034410	1/1/2021 8:14:00 AM	1/4/2021 1:35:00 PM		11/16/1932	3	4
Pakenham, Simone	5c61cc1cb7e0fd1538c5c189	AC0000034817	1/3/2021 5:31:00 PM	1/6/2021 11:40:00 AM		6/8/1949	3	3
Ness, Lindsey	61f8a056d68260558073b79c	AC0000035837	1/6/2021 11:30:00	1/7/2021 2:50:00 PM	Discharge to healthcare facility for hospice care	6/6/1936	1	3
Duggan, Timothy	61f8a044d68260558073b79c							

Drill-down functionality allows you to identify issues at the patient, practice, and provider level

Medications

Case Identifier	Codes	Description	Status	Route	Start Time	End Time	Author Time	Negation Code	Documentation
AC0000034410	RxNorm:357002	acetaminophen 325 MG / hydrocodone bitartrate 5 MG Oral Tablet	discharge		12/16/2020 5:16:00 PM		1/4/2021 12:04:00 PM		DrugID: NORCO5 -ADM
AC0000034410	RxNorm:357002	acetaminophen 325 MG / hydrocodone bitartrate 5 MG Oral Tablet	discharge		12/17/2020 11:14:00 AM		1/4/2021 12:04:00 PM		DrugID: NORCO5 -ADM
AC0000034410	RxNorm:354248	1 ML enoxaparin sodium 100 MG/ML Prefilled Syringe	administered	Subcutaneous route (qualifier value)	12/31/2020 1:47:00 PM	12/31/2020 1:47:00 PM	1/4/2021 12:04:00 PM		Phatic, PhaticMedications: ENOP1009
AC0000034410	RxNorm:354248	1 ML enoxaparin sodium 100 MG/ML Prefilled Syringe	administered	Subcutaneous route (qualifier value)	12/31/2020 10:14:00 PM	12/31/2020 10:15:00 PM	1/4/2021 12:04:00 PM		Phatic, PhaticMedications: ENOP1009
AC0000034410	RxNorm:354248	1 ML enoxaparin sodium 100 MG/ML Prefilled Syringe	administered	Subcutaneous route (qualifier value)	1/2/2021 9:32:00 AM	1/2/2021 9:32:00 AM	1/2/2021 9:32:00 AM		Phatic, PhaticMedications: ENOP1009
AC0000034410	RxNorm:354248	1 ML enoxaparin sodium 100 MG/ML Prefilled Syringe	administered	Subcutaneous route (qualifier value)	1/2/2021 9:31:00 PM	1/2/2021 9:32:00 PM	1/2/2021 9:31:00 PM		Phatic, PhaticMedications: ENOP1009

ENCOR for Electronic Hospital Measures

Hospital eCQMs | Hybrid Measures | Benchmarking

The one solution that turns your eCQM program into a triple threat.

Simplified Hybrid Measure Management

Stay ahead of the CMS curve without breaking a sweat.



Access any and all active hybrid measures



Annual hybrid measure specification updates are automatically made for you



Get early access to future hybrid measures



Submission services are included

Measure Summary

CMS Id	Measure Name	Initial Population
CMS529v1	Core Clinical Data Elements for the Hybrid Hospital-Wide Readmission (HWR) Measure with Claims and Electronic Health Record Data	478

Missing Results

CCDE	Missing	Missing %
HR	35	7.32%
RR	38	7.95%
Temp	25	5.23%
SBP	22	4.60%

Easily spot any missing Core Clinical Data Elements (CCDEs)

Drill-down functionality allows you to identify issues at the patient and provider level

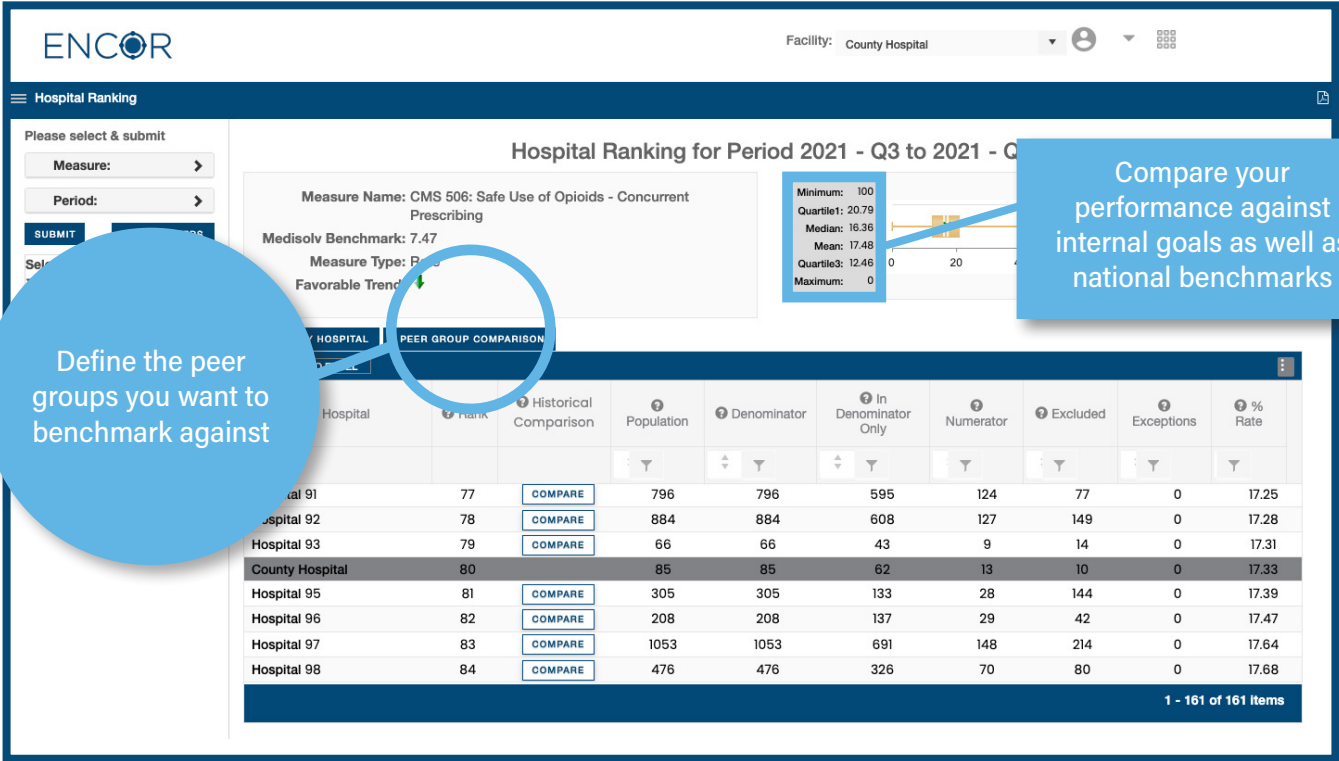
Patient Details - Missing Results

Temp	SBP	O2Sat	HCT	WT	WBC	Na	B/Carb	K	Creat	Glucose
99.1 F	161 mmHg	92 %	30.5	104.370 kg	9.4	70 mmol/L	<1 mmol/L	1.25 mg/dL	1.07 mg/dL	107 mg/dL
97.0 F	77 mmHg	99 %	45.1 %	30.227 kg	9.7	92 mmol/L	4.0 mmol/L	1.48 mg/dL	95 mg/dL	95 mg/dL
97.5 F	139 mmHg	97.1 %	37.1 %	7.1	12.0	22 mmol/L	3.8 mmol/L	0.96 mg/dL	95 mg/dL	95 mg/dL
98.2 F	140 mmHg	98 %	38 %	64.8 kg	42.2	22 mmol/L	3.9 mmol/L	1.26 mg/dL	1.06 mg/dL	1.06 mg/dL
98.3 F	117 mmHg	27 %	27 %	64.8 kg	42.2	22 mmol/L	3.9 mmol/L	1.26 mg/dL	1.06 mg/dL	1.06 mg/dL
98.4 F	114 mmHg	25.1 %	25.1 %	64.342 kg	14.8	18 mg/dL	3.2 mmol/L	0.78 mg/dL	1.90 mg/dL	1.90 mg/dL
98.5 F	125 mmHg	25.2 %	24.7 %	60.125 kg	9.8	24 mmol/L	4.5 mmol/L	0.8 mg/dL	1.71 mg/dL	1.71 mg/dL
98.6 F	125 mmHg	25.2 %	25.2 %	60.125 kg	9.8	24 mmol/L	4.5 mmol/L	1.05 mg/dL	1.10 mg/dL	1.10 mg/dL

Timely Benchmarking

Get a clear and comprehensive picture of how you stack up.

- ✓ Measure performance data is updated quarterly (vs. CMS' 2-year time-frame)
- ✓ Data is compiled from all current Medisolv eQIM clients nationwide
- ✓ Build team buy-in with shareable reports, dashboards, and other tools



Schedule your FREE product demo

Medisolv.com | 1-844-Medisolv |



ENCOR for Hospital Abstracted Measures

Built for maximum ease. Get your charts done—and make a difference—faster.

Test drive ENCOR for Hospital Abstracted Measures just once and you'll wonder why you didn't switch sooner. The industry's most user-friendly chart-abstraction software, it's designed with countless intuitive features that allow you to work faster and smarter every day. And, like all Medisolv solutions, it includes a hands-on, fast-tracked on-boarding process to eliminate avoidable downtime and stress—and maximize your impact on patient care.

Automated Workflows

Take control of your charts with instant data & alerts.

Cases are sorted by status, so you can instantly see which are complete or incomplete

Patient ID	Account Number	Unit Number	Patient Name	Discharge/Service Date	Month	Measure Set ID	Abstractor	Subpopulation	Abstract
71338	AC0000019903	UN0000007423	Doyle, Josephine	07/23/2021	July	TR	Not Assigned	Not Available	
71448	AC0000001282	UN0000001282	Doyle, Josephine	07/20/2021	July	OP-AMI	Not Assigned	Not Available	
71333	AC0000019741	UN0000003398	Prata, Marian	07/23/2021	July	TR	Not Assigned	Not Available	
71426	AC0000031938	UN0000033687	Beattie, Jeffery	07/23/2021	July	SMD	Not Assigned	Not Available	
71348	AC0000031938	UN0000033687	Beattie, Jeffery	07/23/2021	July	TR	Not Assigned	Not Available	
71436	AC0000033965	UN0000033780	DeJonge, Salome	07/23/2021	July	SMD	Not Assigned	Not Available	
71351	AC0000032191	UN0000033700	Ballantine, Nan	07/23/2021	July	TR	Not Assigned	Not Available	

Page 1 of 11 (103 items) [1] 2 3 4 5 6 7 8 9 10 11 [All]

Version EncorApp Prod 5.9.0.296

medisolv

ENCOR Hospital Abstracted Measures

Home Abstraction Concurrent Abstraction IRR Reporting Administration

Account Details
Account Number: AC0000018736
Unit Number: UN0000002868
Medisolv Identifier: 71231
Medisolv Staging Key (GWG ID): 5245

Global Worksheet

Skip Logic Choice

Use Skip Logic:
☒ Yes - Using Skip Logic
☐ No - Answering all questions

Patient Information

Patient's full name in the database: Brod, Henry

What is the patient's first name?
Henry

What is the patient's last name?
Brod

Admission date at Hospital:
Date: 07/20/2021 Save Date

Discharge date from Hospital:
Date: 07/23/2021 Save Date

What is the patient's postal code?
50214

What is the patient's race?
☒ 1 - White : Patient's race is White or the patient has origins in Europe, the Middle East, or North Africa.
☐ 2 - Black or African American : Patient's race is Black or African American.
☐ 3 - American Indian or Alaska Native : Patient's race is American Indian/Alaska Native.
☐ 4 - Asian or Pacific Islander : Patient's race is Asian/Pacific Islander.
☐ 7 - UTD : Unable to determine the patient's race or not stated (e.g., not documented, conflicting documentation or patient unwilling to provide).

Reset

Is the patient of Hispanic, Latino, or Spanish Ethnicity?
☐ Yes- Patient is of Hispanic, Latino, or Spanish ethnicity.
☒ No- Patient is not of hispanic, Latino, or Spanish ethnicity or unable to determine from medical record documentation

ED, IMM, TOB, SUB

ED, IMM, TOB, SUB

ED, IMM, TOB, SUB

Version EncorApp Prod 5.9.0.296 medisolv

SKIP logic guides you through each case and notifies you when the case has passed or failed the measure

Pre-populated data from your EHR is automatically loaded into each case and updated daily so abstractors don't have to wait to begin abstraction

Powerful Reporting

Get better intel so you can make the right calls.

- ✓ Robust internal reports let you monitor performance by physician, measure, or strata
- ✓ Dashboards centralize your quality measures and give you insight to make better informed decisions
- ✓ Hospital leaders can compare performance against internal goals and national benchmarks

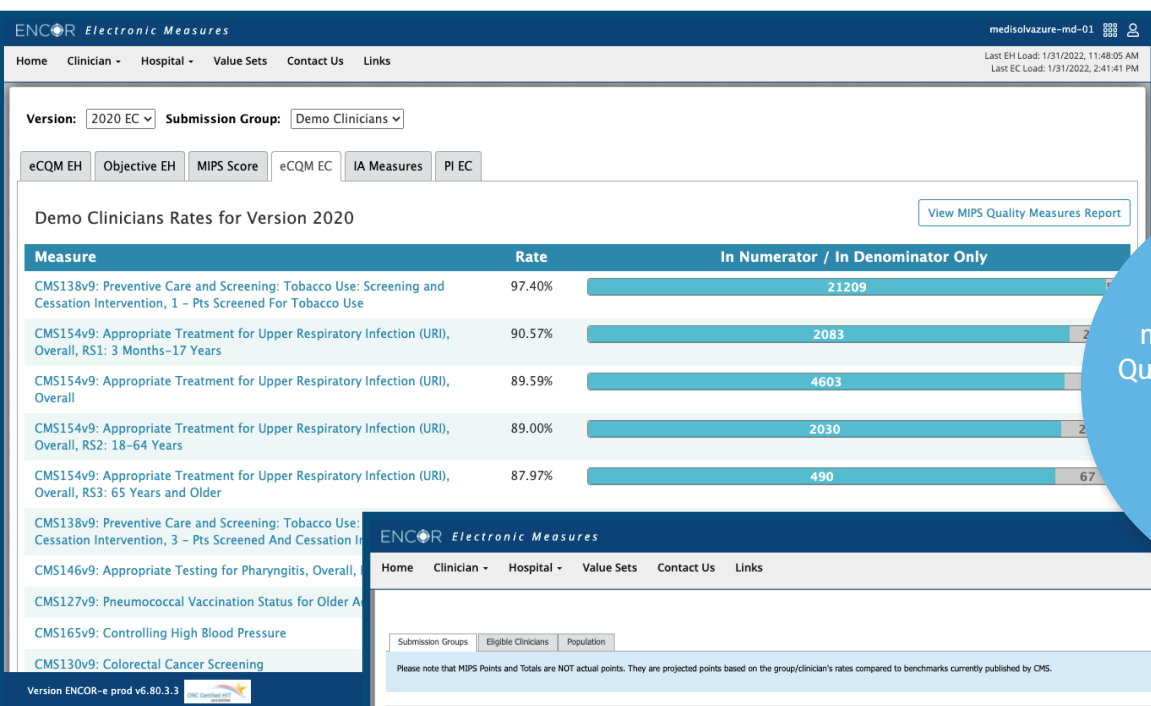


ENCOR for Electronic Clinician Measures

Traditional MIPS | APP | MVP

Don't just simplify your QPP management. Supercharge it.

What do you get when you take our industry-leading eCQM management solution and adapt it to meet the unique demands of your ambulatory practices? A high-performance quality improvement engine that enables you to streamline and optimize your work across every practice and every QPP track, including APP, MVP, and traditional MIPS.



Access all QPP measures, including all Quality eCQMs, Promoting Interoperability and Improvement Activity measures

Version ENCOR-e prod v6.80.3.3

01/01/2021 - 12/31/2021

Please note that MIPS Points and Totals are NOT actual points. They are projected points based on the group/clinician's rates compared to benchmarks currently published by CMS.

Group Name	CMS ID	Measure Name	Measure Type	eCQM Version	Strata	Initial Population	Denominator	Den. Exclusions	Numerator	Exceptions	Rate	MIPS Decile
Group Name: Demo Clinicians												
	CMS165v9	Controlling High Blood Pressure	Intermediate Outcome	2020 EC		9383	9383	535	6904	0	78.03%	9
	CMS122v9	Diabetes: Hemoglobin A1c (HbA1c) Poor Control (> 9%)	Intermediate Outcome	2020 EC		3120	3120	86	649	0	21.39%	9

Submission Group Rate Measure Results Details

Result	Patient Name	Patient Identifier	PCP Provider	Date of Birth	Medisolv Identifier
Result: Excluded					
Result: In Denominator Only					
Result: In Numerator (Continued on the next page)					
	Abbey, Don	P0000001561	Mason, Dan	12/11/1968	Sc620044b7e0fd1df0534096
	Abbey, Suzette	P0000018653	Morgan, Matthew	9/21/1964	5ff4c7a7491c951414fedc33
	Achebe, Booker	P0000011041	Simmons, Noah	3/12/1952	5af4874db7e0fd3ad0b6643d
	Achebe, Elmore	P0000049070	Tolstoy, Procopius	3/10/1997	5b588de5b7e0fd19308e712d
	Ackroyd, Alma	P0000050518	Jarry, Sigmund	4/22/1967	5dadfffa491c9503f4d3a5ac
	Ackroyd, Brielle	P0000036344	LaTourrette, Henri	4/10/1988	Sc620182b7e0fd1df0671127
	Adams, Talia	P0000012663	Gartner, Lester	9/13/1957	5af48758b7e0fd3ad0ba1740

Version ENCOR-e prod v6.80.3.3

Seamless Coordination

Manage your entire quality program in one easy place.

- ✓ Results aggregator allows APM entities to manage multiple practices in one view
- ✓ Annual eCQM specification updates are automatically made for you
- ✓ EHR data is refreshed daily for near real-time intel
- ✓ Manage and submit to all QPP tracks: APP (Alternative Payment Model Performance Pathway), MVP (MIPS Value Pathways), and Traditional MIPS
- ✓ Data can be extracted and normalized from multiple EHRs, if necessary

Drill-down functionality makes it easy to identify issues at the individual practice, provider, and clinician level

Version ENCORA-e prod v6.80.3.3

ENCORA Electronic Measures

Home Clinician

Submission Groups

Please note that MIPS

Group Name

Medisolv ID: 5f4c7a7491c951414fedc33

Abbey, Suzette

White

CMS122v9 - Diabetes: Hemoglobin A1c (HbA1c) Poor Control (> 9%)

Result: In Numerator

QRDA Export (Full Record) BSON E

Conditions

Drag a column header here to group by that column

Case Identifier	Codes	Description	Start Time	End Time	Author Time	Status	Ordinality	Documentation
lcd 9-250.00		Diabetes mellitus without mention of complication, type II or unspecified type, not stated as uncontrolled	11/6/2018 6:36:00 AM		11/6/2018 6:36:00 AM			HistoricalDiagnoses: EmrPat_Problems: IMO-PROB-334677 Status: Chronic
Snomed:44054006		Diabetes mellitus type 2 (disorder)	11/6/2018 6:36:00 AM		11/6/2018 6:36:00 AM			HistoricalDiagnoses: EmrPat_Problems: IMO-PROB-334677 Status: Chronic
lcd 10-E11.9		Type 2 diabetes mellitus without complications	11/6/2018 6:36:00 AM		11/6/2018 6:36:00 AM			HistoricalDiagnoses: EmrPat_Problems: IMO-PROB-334677 Status: Chronic
Snomed:38341003		Hypertensive disorder, systemic arterial (disorder)	11/8/2018	11/8/2018	11/8/2018			EmrPat_Problems: Main_Problems: Chronic
Snomed:372130007		Malignant neoplasia						
Snomed:38341003		Hypertensive disorder						
lcd 9-401.9		Unspecified essential hypertension						
Snomed:68566005		Urinary tract infection						

Qualifying Data Elements

CMS122v9 - Diabetes: Hemoglobin A1c (HbA1c) Poor Control (> 9%)

Measure Description: Percentage of patients 18-75 years of age with diabetes who had hemoglobin A1c > 9.0% during the measurement period. This is an inverse measure - being in the denominator is the desired result.

Patient Name: Abbey, Suzette

Medisolv ID: 5f4c7a7491c951414fedc33

Patient Result: In Numerator, Has Most Recent HbA1c Without Result

View Data Evaluation View Patient Details

Qualifying Data Elements

Case Identifier	Description	Codes	Ordinality	Start Time	End Time
Diabetes mellitus without mention of complication, type II...	lcd 9-250.00			11/6/2018 6:36 ...	
Diabetes mellitus type 2 (disorder)	Snomed:440540...			11/6/2018 6:36 ...	
Type 2 diabetes mellitus without complications	lcd 10:E11.9			11/6/2018 6:36 ...	

Encounters

Case Idem...	Description	Codes	Start Time	End Time	Decision ...
Ms00003102...	Periodic comprehensive preventive medicine reevaluation...	CPT:99396	3/18/2021 1...	3/18/2021 1...	

Characteristics

eCQM EH Objective EH MIPS Score eCQM EC IA Measures PI EC

Reweighting: No Reweight Applies

Please note that MIPS Points and Totals are NOT actual points. They are projected points based on the group/clinician's rates compared to benchmarks currently published by CMS. Reweight options available based on the Extreme and Uncontrollable Circumstances Exception approved by CMS for Coronavirus Pandemic reporting (PY 2020)

Overall MIPS Composite Score

Category	Score	Category Max	Weight	Weighted Score
Quality Measures	55	60	40%	37
Improvement Activities	40	40	15%	15
Promoting Interoperability	75	100	25%	19
Cost (to be calculated by CMS)	0	N/A	20%	0

Preliminary Overall Composite Score 71

MIPS estimated score calculator, also refreshed daily, helps you maximize reimbursements

ENCOR for Registry Measures

CQMs | Registry Measures

Juggle less. Improve more.
With the one tool that streamlines everything for you.

Say goodbye to the chaos and say hello to ENCOR for Registry measures, the module that lets you manage it all, all in one place. Monitor and improve your CQM performance system-wide. Or create your own registry to develop and publish custom measures that matter to your practices. It's the focus, flexibility, and peace of mind you've been waiting for.

ENCOR Registry Measures

HomeAbstractionReportsSubmissionsValidationAdmin

Last Load Date: 2/4/2022 5:59:57 PMLast CDM Load Date: 5/26/2021 11:28:11 PM

Medisolv EncorQ Demo Abstraction List

Measurement Period:01/01/2022 - 12/31/2022

Submission Group:Medisolv EncorQ Demo

Providers:All Providers

Export to Excel

	:	:	Registry Id	:	Name	:	Total Cases	:	Not Selected	:	Selected	:	Not Started	:	In Progress	:	Completed	:
▶			5		Heart Failure (HF): Angiotensin-Converting Enzyme (ACE) Inhibitor or Angiotensin Receptor Blocker (ARB) or Angiotensin Receptor-Nepirylsin Inhibitor (ARNI) Therapy for Left Ventricular Systolic Dysfunction (LVSD)		40		20		20		18		0		2	
▶			6		Coronary Artery Disease (CAD): Antiplatelet Therapy		524		262		262		254		0		8	
▶			8		Heart Failure (HF): Beta-Blocker Therapy for Left Ventricular Systolic Dysfunction (LVSD)		40		20		20		20		0		0	
▶			39		Screening for Osteoporosis for Women Aged 65-85 Years of Age		480		240		240		235		1		4	
▶			47		Advance Care Plan		1528		764		764		764		0		0	
▶			52		Chronic Obstructive Pulmonary Disease (COPD): Long-Acting Inhaled Bronchodilator Therapy		503		251		252		246		0		6	
▶			118		Coronary Artery Disease (CAD): Angiotensin-Converting Enzyme (ACE) Inhibitor or Angiotensin Receptor Blocker (ARB) Therapy - Diabetes or Left Ventricular Systolic Dysfunction (LVEF < 40%)		366		183		183		183		0		0	

Named a Qualified Clinical Data Registry (QCDR) by CMS

By earning this elite designation—which allows us to collect and submit both eCQMs and CQM data and provide measure benchmarking to Registry participants for approved measures—we can give your practice a more advanced level of support.

Time-Saving Automation:

Instant data gives you a head start every day.

- ✓ Pre-populated data from your EHR is automatically loaded into each case and updated daily so abstractors don't have to wait to begin abstraction
- ✓ Cases are sorted by status, so you can quickly see which cases are complete or incomplete
- ✓ Skip logic guides you through each case and notifies you when the case has passed or failed the measure

The Medisolv dashboard is so user-friendly. You can drill down to each clinic, or provider, or even each patient and see where they met the measure or didn't.

*Sandi Cook | Clinical Application Analyst
St. Anthony Regional Hospital*

Schedule your FREE product demo

Medisolv.com | 1-844-Medisolv |



Value Maximizer

Value-Based Performance Forecasting

Forecast your performance and payments up to 3 years in advance.

Lead your organization to long-term success with the groundbreaking tool that combines machine learning and predictive modeling to forecast your performance and payments in real-world terms. Built for healthcare leaders—not computer scientists—the tool quickly distills complex findings into easy-to-understand reports and is 100% web-based for maximum ease. No EHR integration required.

Comprehensive Visibility

The only tool you need to take control of tomorrow.



Forecast your performance and payments up to 3 years in advance



Flag and correct penalties before they happen



Manage all 3 CMS hospital value-based care programs (HVBP, HAC, and HRRP) in one place

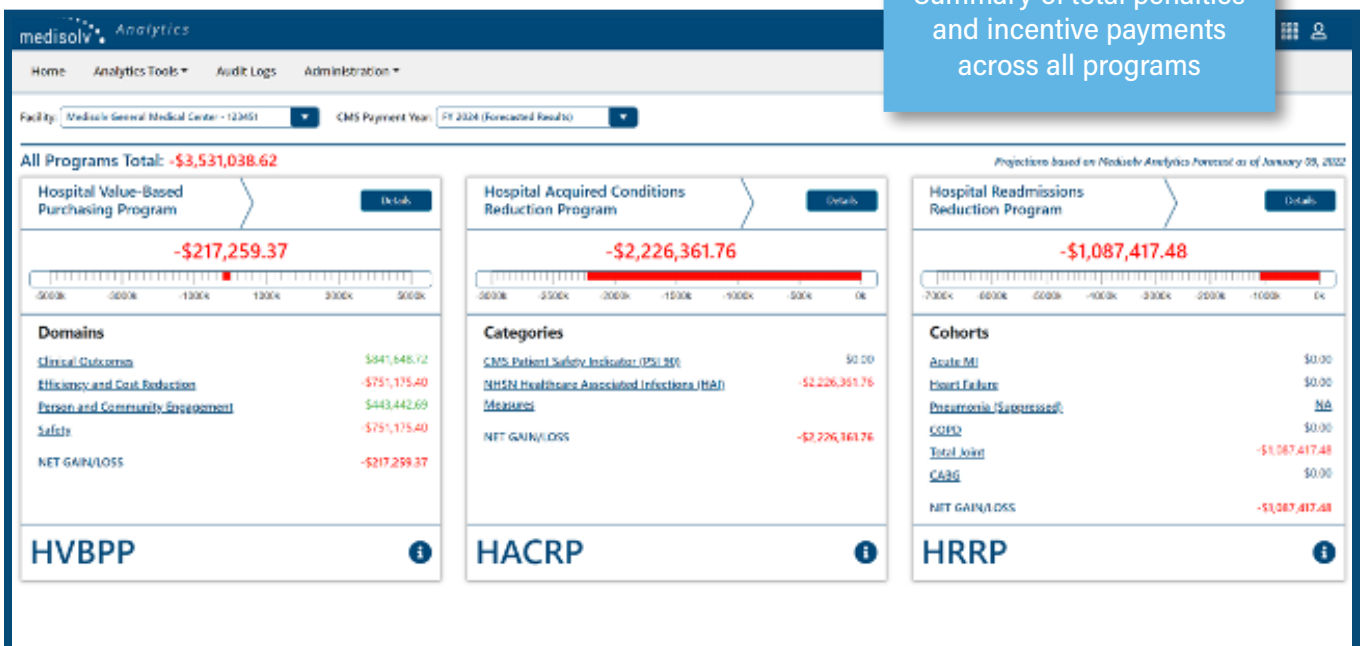


Advanced algorithms continually auto-update so you never have to worry about data accuracy

Diversified Reports

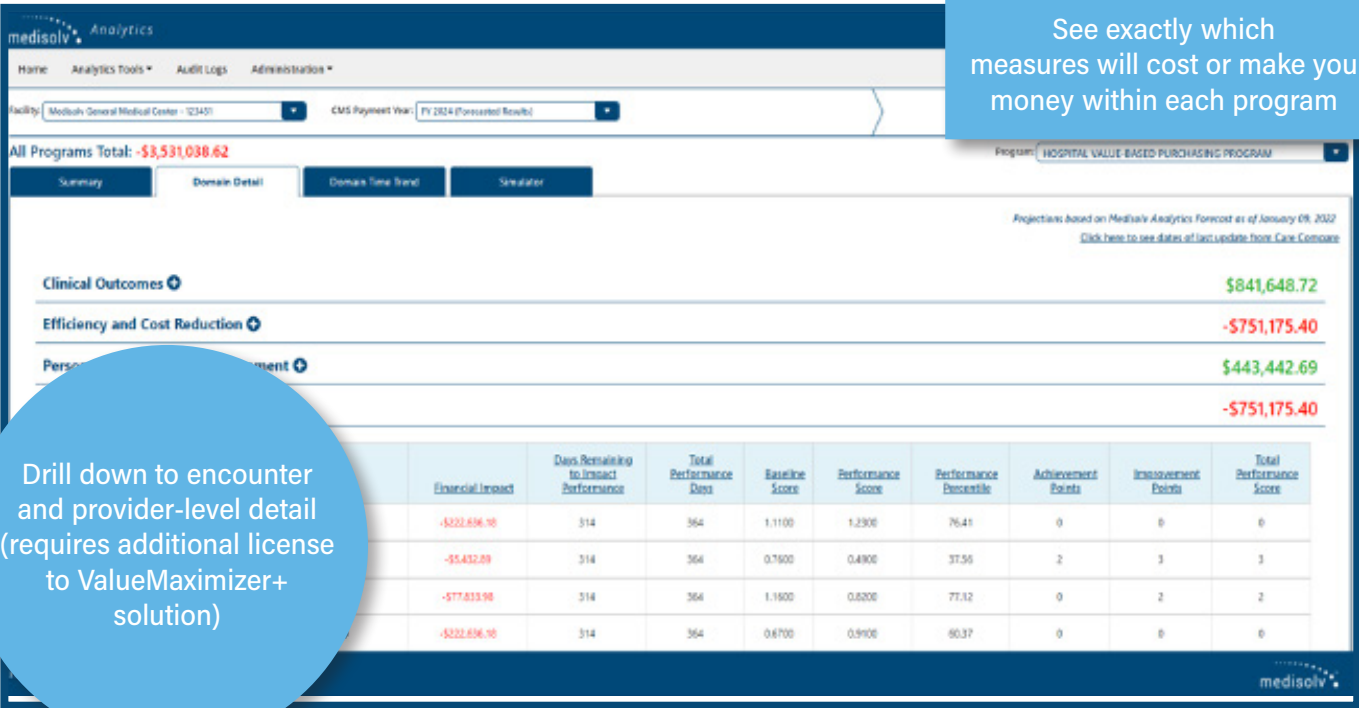
View the forecasting intel that matters to you.

Summary of total penalties and incentive payments across all programs



Drill-Down Precision

Identify clear ways to maximize your reimbursements.



See exactly which measures will cost or make you money within each program

Drill down to encounter and provider-level detail (requires additional license to ValueMaximizer+ solution)

Time trend analysis that covers 3 historical and future CMS fiscal years



Use the simulator tool to quickly understand the impact that changes will have on your measure performance and payment reimbursement

About Medisolv

Every Medisolv Solution Includes:

Unlimited Support

Submission Services

Your Dedicated Medisolv Clinical Quality Advisor

Plus! Effortless Data Extraction

With Medisolv, you don't have to pay another vendor to extract your data. Our platform makes EHR data extraction and aggregation easy, so that you can get a jump start on your quality improvement initiatives.

A Platform Built for Every Program:

Hospitals

- Inpatient Quality Reporting (IQR)
- The Joint Commission ORYX® initiative
- Promoting Interoperability
- Outpatient Quality Reporting (OQR)
- Inpatient Psychiatric Facility Quality Reporting (IPRQR)
- Hospital Acquired Condition Reduction (HACRP)
- Hospital Readmission Reduction (HRRP)
- Hospital Value-Based Purchasing (HVPB)

Clinicians

- Quality Payment Program
- MIPS
- MIPS Value Pathways (MVP)
- Alternative Payment Models (APM)
- APM Performance Pathway (APP)
- CPC+
- MSSP Shared Savings

Explore our Educational Tools

Medisolv provides you and quality leaders everywhere with FREE education so that together we can elevate what healthcare can do for our patients and our world. Go to [Medisolv.com](https://www.Medisolv.com) to explore and subscribe to our education center now.



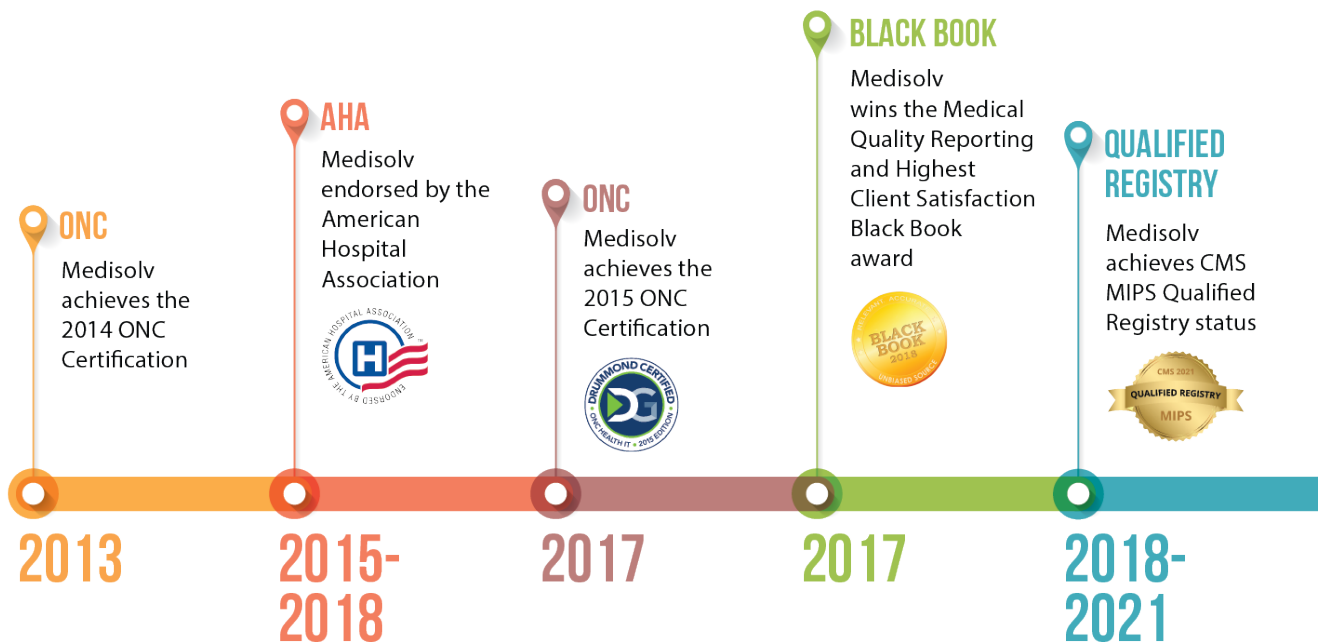
Check out our Education Center

[Medisolv.com](https://www.Medisolv.com) | 1-844-Medisolv |

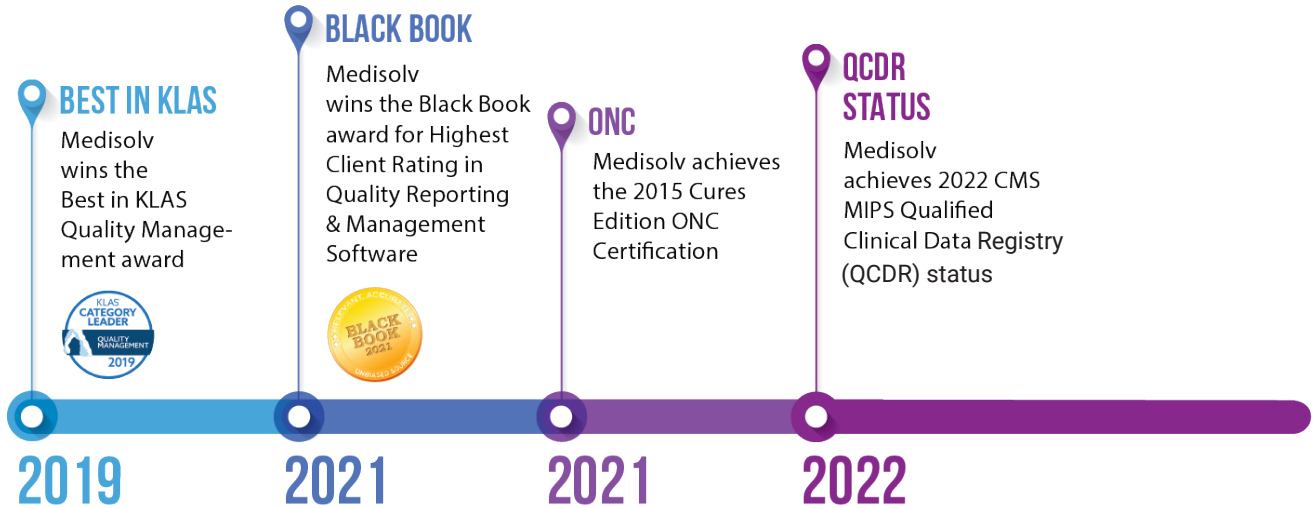


About Medisolv

The company built for people who are passionate about quality.



Medisolv was created in 1999 under the belief that, when you combine the latest technologies with human ingenuity, better healthcare is possible for everyone. A pioneer in the quality reporting space, we have successfully reported electronic data to CMS and The Joint Commission on behalf of our clients since 2012.





10960 Grantchester Way
Suite 520
Columbia, MD 21044

info@medisolv.com
1-844-MEDISOLV
1-844-633-4765

Medisolv.com